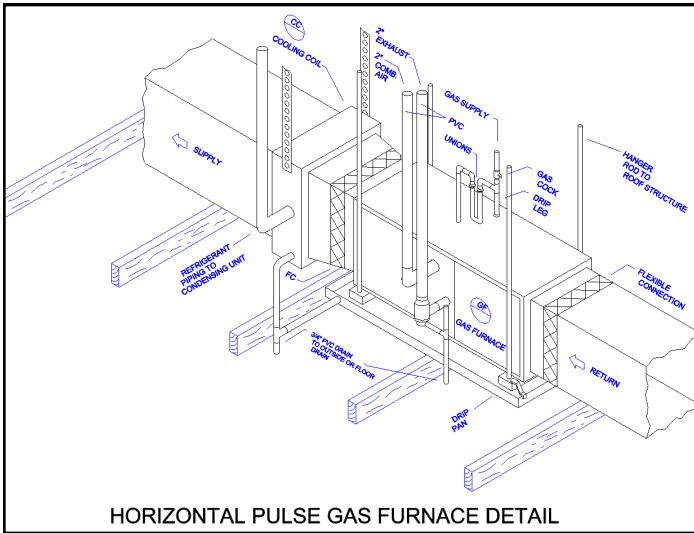


HVAC CAD DETAILS FEATURES

- 227 CAD Details in .dwg and .dxf Format
- Works with all leading CAD programs including Auto-Cad, MicroStation, Elite's Drawing Board and more
- All Detail files are fully editable and can be customized for your specific needs
- Purchase of HVAC CAD Details allows unlimited use with no royalty payments or other charges

HVAC CAD Details covers the following categories.

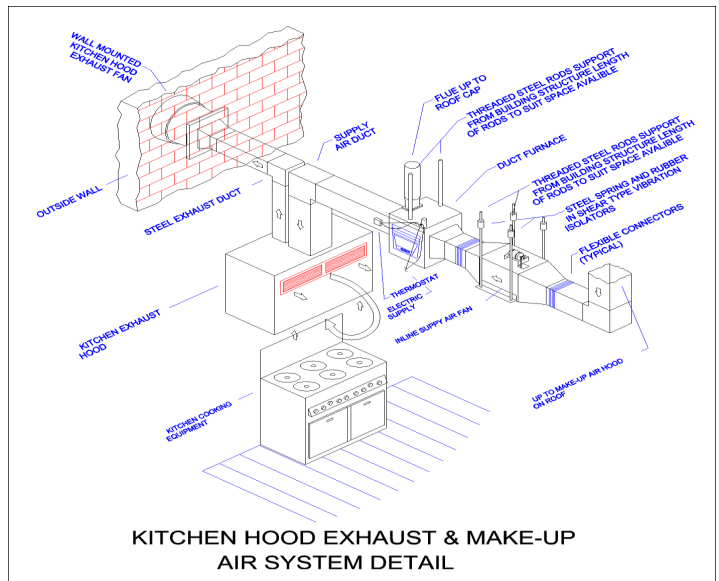
- Air Handling Equipment and Accessories
- Piping and Piping Systems
- Ductwork and Air Distribution Devices
- Fans and Exhaust Systems Equipment
- Miscellaneous HVAC Details
- HVAC Symbols
- HVAC Schedules
- HVAC Notes



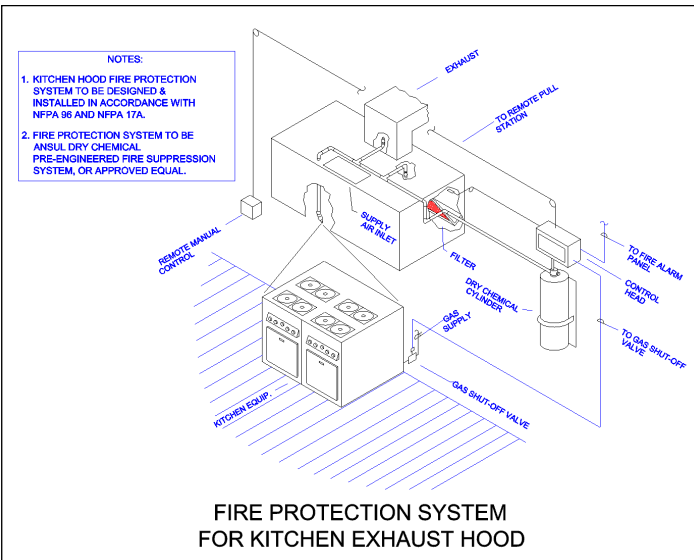
HORIZONTAL PULSE GAS FURNACE DETAIL

HVAC CAD DETAILS OVERVIEW

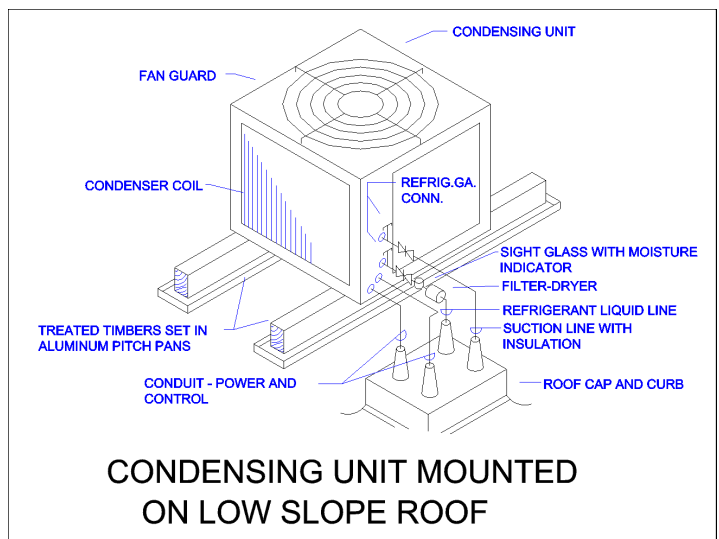
The HVAC CAD Details offered by Elite Software are the most complete set of hvac related CAD details on the market today. Unlike other hvac CAD packages which have only details, this package includes standardized schedules, notes and symbols. With this graphics library, the hvac designer has a strong foundation from which to create production plumbing drawings. These 227 ready-to-use hvac CAD details are supplied in both .dwg and .dxf file format. They provide an excellent addition to your CAD drawings library and will save you many hours in drawing time. The drawing files are fully editable and usable with virtually any CAD package. All details display and print in full color. The titles and descriptions of all 227 details can be seen at our web site at www.elitesoft.com. Selected detail and thumbnail sample graphics of the details can be seen on the web site as well. Elite also offers details packages for Fire Protection, Plumbing, and Electrical Design.



KITCHEN HOOD EXHAUST & MAKE-UP AIR SYSTEM DETAIL



FIRE PROTECTION SYSTEM FOR KITCHEN EXHAUST HOOD



CONDENSING UNIT MOUNTED ON LOW SLOPE ROOF

